


# ELLISSE PENDANT MAJOR

*Federico Palazzari*

LED pendant provides diffused orientable uplight or downlight.

Made from extruded aluminum in different finishes: matt lacquered white, black or gold, or polished in natural or gold. Equipped with an opal diffuser. The lamps are made using a proprietary extrusion coupling technology.



# DOWNLIGHT 2700K

## LAMPING

Source	linear LED
Total power	85W
Emission	diffused orientable
Switching	dimnable 1-10V
Tension	120V
Color temperature	2700K
Luminous flux	2650lm (luminous output)
Typ CRI	85
Energy class	A+
IP class	20
Dimensions	53.1 x 27.6 x 0.8
Materials	Aluminum + PC
Notes	adjustable cable length max 8.2', DALI version on request
Net lamp weight	11 lbs

## Codes

ELP LW2 54  
ELP LN2 54  
ELP LO2 54  
ELP LL2 54  
ELP LGW 54

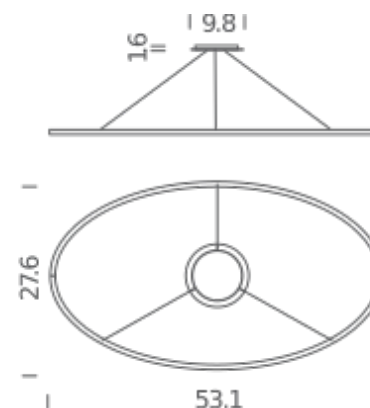
## Structure

white  
black  
gold painted  
polished aluminum  
gold polished anodized

## PACKAGE

Package 01 Dimension: 31.5 x 59.1 x 5.9 inches / Gross weight: 16.5 lbs

## Certificazioni



# DOWNLIGHT 3000K

## LAMPING

Source	linear LED
Total power	85W
Emission	diffused orientable
Switching	dimnable 1-10V
Tension	120V
Color temperature	3000K
Luminous flux	2650lm (luminous output)
Typ CRI	85
Energy class	A+
IP class	20
Dimensions	53.1 x 27.6 x 0.8
Materials	Aluminum + PC
Notes	adjustable cable length max 8.2', DALI version on request
Net lamp weight	11 lbs

## Codes

ELP LWW 54  
ELP LNW 54  
ELP LOW 54  
ELP LLW 54

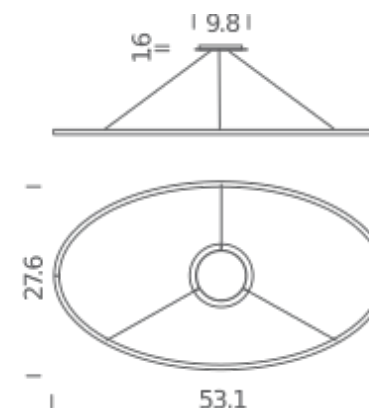
## Structure

white  
black  
gold painted  
polished aluminum

## PACKAGE

Package 01 Dimension: 31.5 x 59.1 x 5.9 inches / Gross weight: 16.5 lbs

## Certificazioni



# UPLIGHT 2700K

## LAMPING

Source	linear LED
Total power	85W
Emission	diffused orientable
Switching	dimnable 1-10V
Tension	120V
Color temperature	2700K
Luminous flux	2650lm (luminous output)
Typ CRI	85
Energy class	A+
IP class	20
Dimensions	53.1 x 27.6 x 0.8
Materials	Aluminum + PC
Notes	adjustable cable length max 8.2', DALI version on request
Net lamp weight	11 lbs

## Codes

ELP LW2 53  
ELP LN2 53  
ELP LO2 53  
ELP LL2 53  
ELP LGW 53

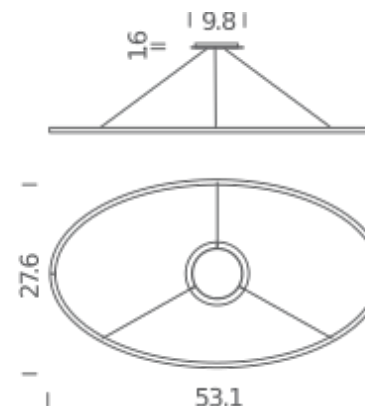
## Structure

white  
black  
gold painted  
polished aluminum  
gold polished anodized

## PACKAGE

Package 01 Dimension: 31.5 x 59.1 x 5.9 inches / Gross weight: 16.5 lbs

## Certificazioni



# UPLIGHT 3000K

## LAMPING

Source	linear LED
Total power	85W
Emission	diffused orientable
Switching	dimnable 1-10V
Tension	120V
Color temperature	3000K
Luminous flux	2650lm (luminous output)
Typ CRI	85
Energy class	A+
IP class	20
Dimensions	53.1 x 27.6 x 0.8
Materials	Aluminum + PC
Notes	adjustable cable length max 8.2', DALI version on request
Net lamp weight	11 lbs

## Codes

ELP LWW 53  
ELP LNW 53  
ELP LOW 53  
ELP LLW 53

## Structure

white  
black  
gold painted  
polished aluminum

## PACKAGE

Package 01 Dimension: 31.5 x 59.1 x 5.9 inches / Gross weight: 16.5 lbs

## Certificazioni

