

SLACKLINE REGULAR

SLACKLINE family is composed of a wide selection of aluminium profiles with different fixing types but with the same LED source: Slackline Trim, Slackline Regular and Slackline Micro. These characteristics make the Slackline installation very flexible in any ambience.

Minimal design and excellent light quality.

Slackline is also suitable for linear connection solutions (on request).

Depending on fixing types, the Slackline comes in various different standard lengths with CRI>94.



RECESSED | 1M - 3000K

LAMPING

Source	Linear LED
Total power	15W
Emission	Diffused
Switching	according to driver
Tension	24VDC
Color temperature	3000K
Luminous flux	860lm
Initial luminaire efficacy	57lm/W
Initial chromaticity	SDCM < 3
Typ CRI	97
Energy class	F
IP class	40
Dimensions	5,14x1,35x100,5cm
Materials	Anodized aluminum
Ambient temperature range	- 20°C / 35°
Performance ambient temperature	25°
Notes	cable 0,5m; driver not included
Customization options	1-10V, DALI, DMX, Casambi, LED colour temperatures, body length
Accessories	Drivers 24VDC + DALI interface,
Net lamp weight	0,45 kg

Codes

BSLA2110G26WAA

Structure

grey

PACKAGE

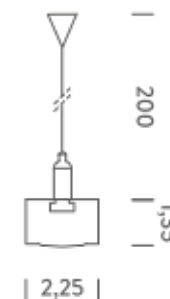
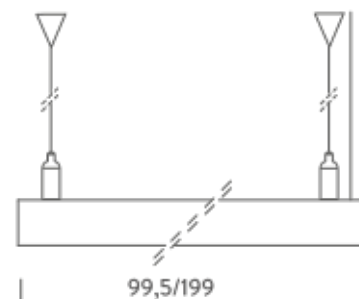
Package 01

Dimension: 105x11x2,5 cm / Gross weight: 0,45 kg

Certificazioni



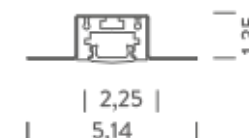
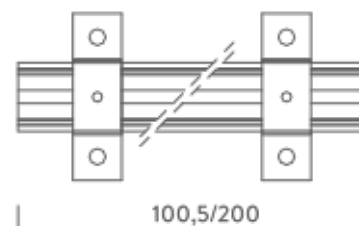
SUSPENDED



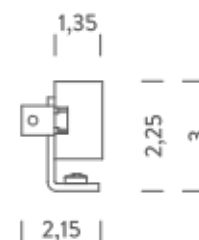
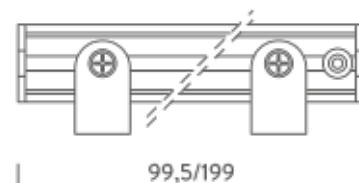
CEILING



RECESSED



WALL MOUNTED



RECESSED | 1M - 4000K

LAMPING

Source	Linear LED
Total power	15W
Emission	Diffused
Switching	according to driver
Tension	24VDC
Color temperature	4000K
Luminous flux	890lm
Initial luminaire efficacy	59lm/W
Initial chromaticity	SDCM < 3
Typ CRI	94
Energy class	E
IP class	40
Dimensions	5,14x1,35x100,5cm
Materials	Anodized aluminum
Ambient temperature range	- 20°C / 35°
Performance ambient temperature	25°
Notes	cable 0,5m; driver not included
Customization options	1-10V, DALI, DMX, Casambi, LED colour temperatures, body length
Accessories	Drivers 24VDC + DALI interface,
Net lamp weight	0,45 kg

Codes
BSLA2110G26NAA

Structure
grey

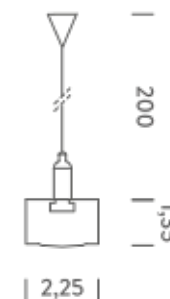
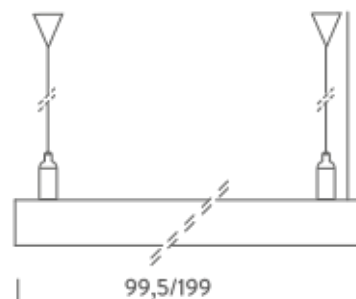
PACKAGE

Package 01 Dimension: 105x11x2,5 cm / Gross weight: 0,45 kg

Certificazioni



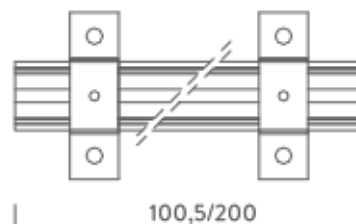
SUSPENDED



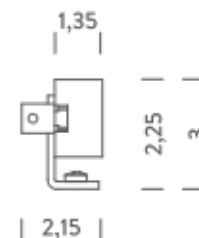
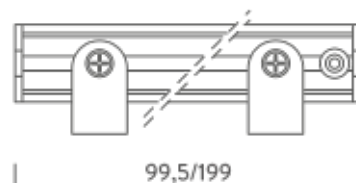
CEILING



RECESSED



WALL MOUNTED



RECESSED | 2M - 3000K

LAMPING

Source	Linear LED
Total power	30W
Emission	Diffused
Switching	according to driver
Tension	24VDC
Color temperature	3000K
Luminous flux	1720lm
Initial luminaire efficacy	57lm/W
Initial chromaticity	SDCM < 3
Typ CRI	97
Energy class	F
IP class	40
Dimensions	5,14x1,35x200cm
Materials	Anodized aluminum
Ambient temperature range	- 20°C / 35°
Performance ambient temperature	25°
Notes	cable 0,5m; driver not included
Customization options	1-10V, DALI, DMX, Casambi, LED colour temperatures, body length
Accessories	Drivers 24VDC + DALI interface,
Net lamp weight	0,90 kg

Codes
BSLA2120G26WAA

Structure
grey

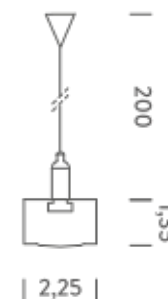
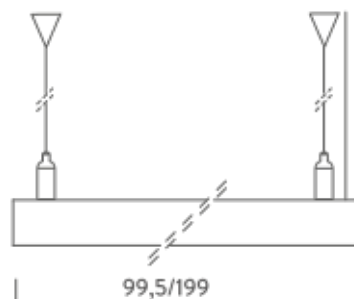
PACKAGE

Package 01 Dimension: 205x11x2,5 cm / Gross weight: 0,90 kg

Certificazioni



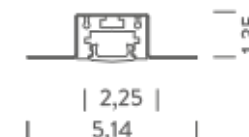
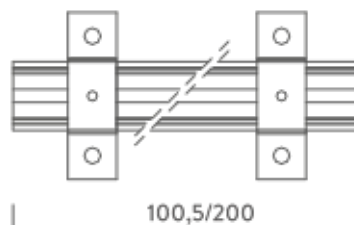
SUSPENDED



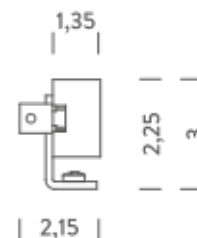
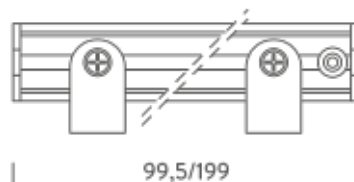
CEILING



RECESSED



WALL MOUNTED



RECESSED | 2M - 4000K

LAMPING

Source	Linear LED
Total power	30W
Emission	Diffused
Switching	according driver
Tension	24VDC
Color temperature	4000K
Luminous flux	1780lm
Initial luminaire efficacy	59lm/W
Initial chromaticity	SDCM < 3
Typ CRI	94
Energy class	E
IP class	40
Dimensions	5,14x1,35x200cm
Materials	Anodized aluminum
Ambient temperature range	- 20°C / 35°
Performance ambient temperature	25°
Notes	compatible controls: 1-10V, DALI, DMX, Casambi; cable 0,5m; driver not included

Customization options
1-10V, DALI, DMX, Casambi, LED colour temperatures, body length

Accessories
Drivers 24VDC + DALI interface,
Net lamp weight
0,90 kg

Codes
BSLA2120G26NAA

PACKAGE
Package 01

Certificazioni

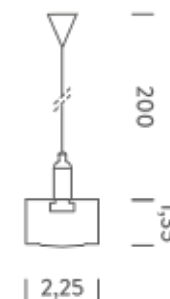
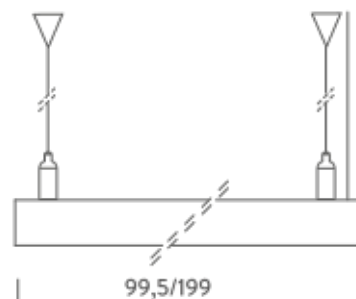


NEMO 3.000

Structure
grey

Dimension: 205x11x2,5 cm / Gross weight: 0,90 kg

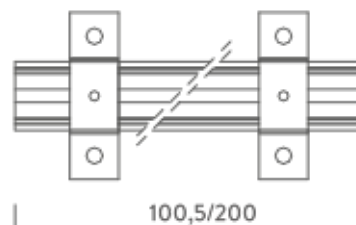
SUSPENDED



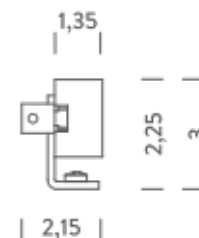
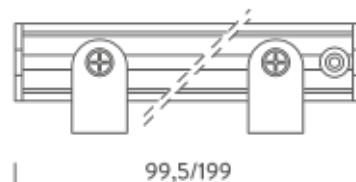
CEILING



RECESSED



WALL MOUNTED



PENDANT | 1M - 3000K

LAMPING

Source	Linear LED
Total power	15W
Emission	Diffused
Switching	according to driver
Tension	24VDC
Color temperature	3000K
Luminous flux	860lm
Initial luminaire efficacy	57lm/W
Initial chromaticity	SDCM < 3
Typ CRI	97
Energy class	F
IP class	40
Dimensions	2,25x1,35x99,5cm
Materials	Anodized aluminum
Ambient temperature range	- 20°C / 35°
Performance ambient temperature	25°
Notes	cable 2m; driver not included
Customization options	1-10V, DALI, DMX, Casambi, LED colour temperatures, body length
Accessories	Drivers 24VDC + DALI interface,
Net lamp weight	0,45 kg

Codes

BSLA0310G26WAA

Structure

grey

PACKAGE

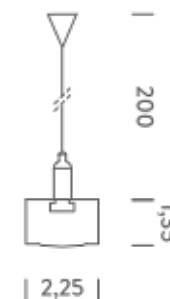
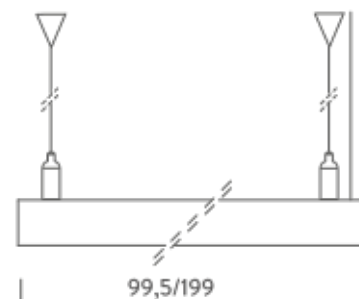
Package 01

Dimension: 105x11x2,5 cm / Gross weight: 0,45 kg


Certificazioni



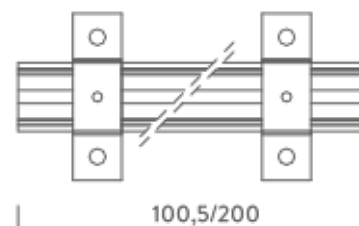
SUSPENDED



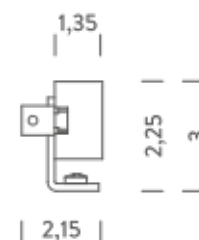
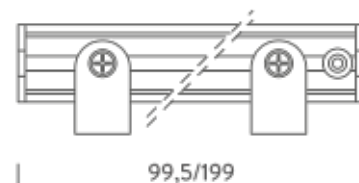
CEILING



RECESSED



WALL MOUNTED



PENDANT | 1M - 4000K

LAMPING

Source	Linear LED
Total power	15W
Emission	Diffused
Switching	according to driver
Tension	24VDC
Color temperature	4000K
Luminous flux	890lm
Initial luminaire efficacy	57lm/W
Initial chromaticity	SDCM < 3
Typ CRI	94
Energy class	E
IP class	40
Dimensions	2,25x1,35x99,5cm
Materials	Anodized aluminum
Ambient temperature range	- 20°C / 35°
Performance ambient temperature	25°
Notes	cable 2m; driver not included
Customization options	1-10V, DALI, DMX, Casambi, LED colour temperatures, body length
Accessories	Drivers 24VDC + DALI interface,
Net lamp weight	0,45 kg

Codes

BSLA0310G26NAA

Structure

grey

PACKAGE

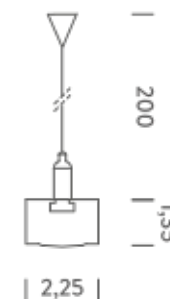
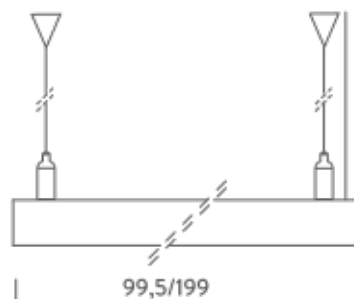
Package 01

Dimension: 105x11x2,5 cm / Gross weight: 0,45 kg

Certificazioni



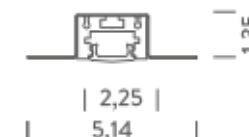
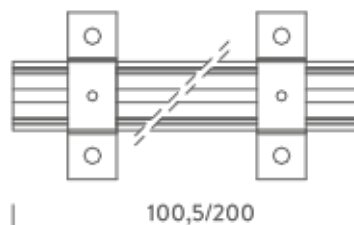
SUSPENDED



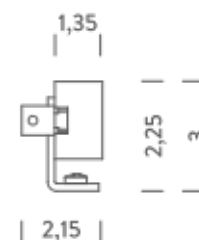
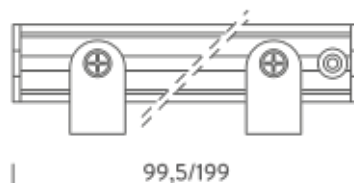
CEILING



RECESSED



WALL MOUNTED



PENDANT | 2M - 3000K

LAMPING

Source	Linear LED
Total power	30W
Emission	Diffused
Switching	according to driver
Tension	24VDC
Color temperature	3000K
Luminous flux	1720lm
Initial luminaire efficacy	57lm/W
Initial chromaticity	SDCM < 3
Typ CRI	97
Energy class	F
IP class	40
Dimensions	2,25x1,35x199,5cm
Materials	Anodized aluminum
Ambient temperature range	- 20°C / 35°
Performance ambient temperature	25°
Notes	cable 2m; driver not included
Customization options	1-10V, DALI, DMX, Casambi, LED colour temperatures, body length
Accessories	Drivers 24VDC + DALI interface,
Net lamp weight	0,90 kg

Codes
BSLA0320G26WAA

Structure
grey

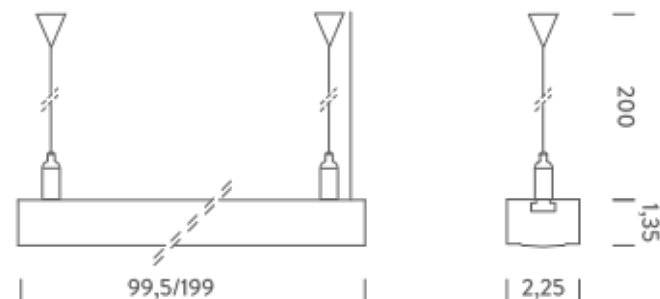
PACKAGE

Package 01 Dimension: 205x11x2,5 cm / Gross weight: 0,90 kg

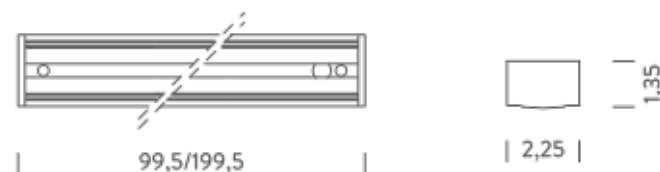
Certificazioni



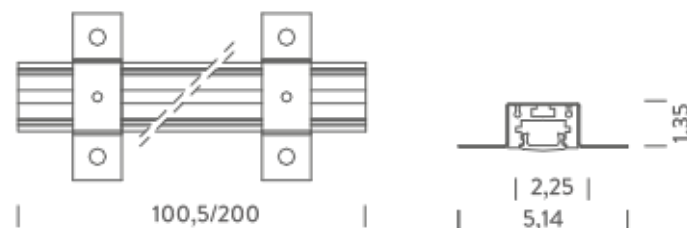
SUSPENDED



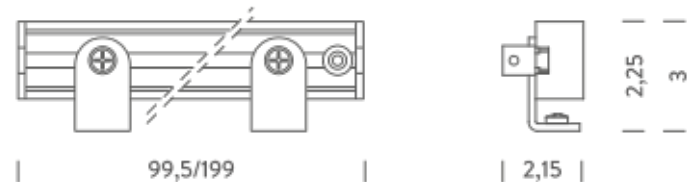
CEILING



RECESSED



WALL MOUNTED



PENDANT | 2M - 4000K

LAMPING

Source	Linear LED
Total power	30W
Emission	Diffused
Switching	according do driver
Tension	24VDC
Color temperature	4000K
Luminous flux	1780lm
Initial luminaire efficacy	59lm/W
Initial chromaticity	SDCM < 3
Typ CRI	94
Energy class	E
IP class	40
Dimensions	2,25x1,35x199,5cm
Materials	Anodized aluminum
Ambient temperature range	- 20°C / 35°
Performance ambient temperature	25°
Notes	cable 2m; driver not included
Customization options	1-10V, DALI, DMX, Casambi, LED colour temperatures, body length
Accessories	Drivers 24VDC + DALI interface,
Net lamp weight	0,90 kg

Codes
BSLA0320G26NAA

Structure
grey

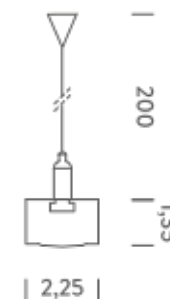
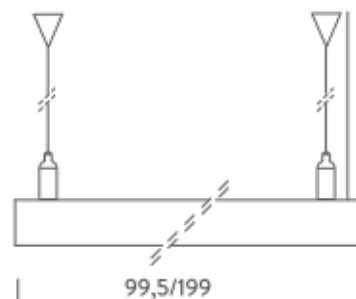
PACKAGE

Package 01 Dimension: 205x11x2,5 cm / Gross weight: 0,90 kg

Certificazioni



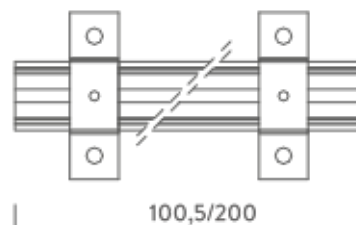
SUSPENDED



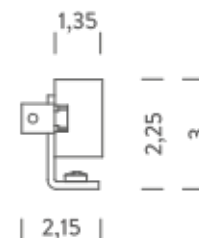
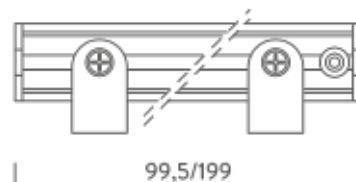
CEILING



RECESSED



WALL MOUNTED



CEILING | 1M - 3000K

LAMPING

Source	Linear LED
Total power	15W
Emission	Diffused
Switching	according to driver
Tension	24VDC
Color temperature	3000K
Luminous flux	860lm
Initial luminaire efficacy	57lm/W
Initial chromaticity	SDCM < 3
Typ CRI	97
Energy class	F
IP class	40
Dimensions	2,25x1,35x101cm
Materials	Anodized aluminum
Ambient temperature range	- 20°C / 35°
Performance ambient temperature	25°
Notes	cable 0,5m; driver not included
Customization options	1-10V, DALI, DMX, Casambi, LED colour temperatures, body length
Accessories	Drivers 24VDC + DALI interface,
Net lamp weight	0,45 kg

Codes
BSLA0410G26WAA

Structure
grey

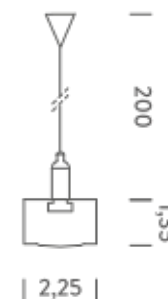
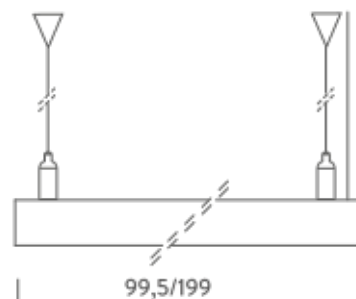
PACKAGE

Package 01 Dimension: 105x11x2,5 cm / Gross weight: 0,45 kg

Certificazioni



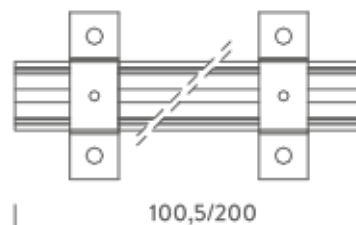
SUSPENDED



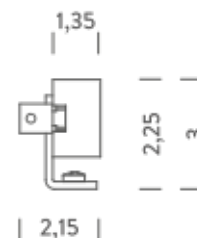
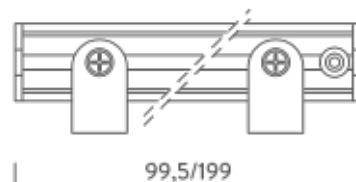
CEILING



RECESSED



WALL MOUNTED



CEILING | 1M - 4000K

LAMPING

Source	Linear LED
Total power	15W
Emission	Diffused
Switching	according to driver
Tension	24VDC
Color temperature	4000K
Luminous flux	890lm
Initial luminaire efficacy	> 59lm/W
Initial chromaticity	SDCM < 3
Typ CRI	94
Energy class	E
IP class	40
Dimensions	2,25x1,35x101cm
Materials	Anodized aluminum
Ambient temperature range	- 20°C / 35°
Performance ambient temperature	25°
Notes	cable 0,5m; driver not included
Customization options	1-10V, DALI, DMX, Casambi, LED colour temperatures, body length
Accessories	Drivers 24VDC + DALI interface,
Net lamp weight	0,45 kg

Codes

BSLA0410G26NAA

Structure

grey

PACKAGE

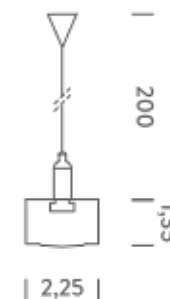
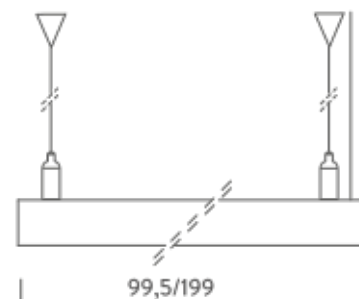
Package 01

Dimension: 105x11x2,5 cm / Gross weight: 0,45 kg


Certificazioni



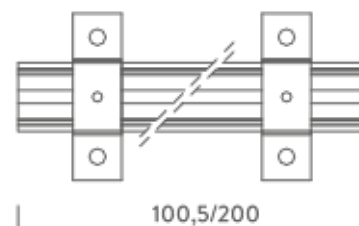
SUSPENDED



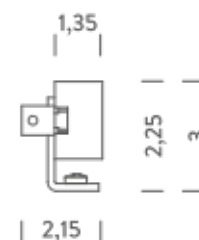
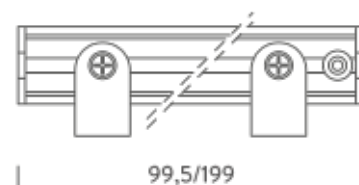
CEILING



RECESSED



WALL MOUNTED



CEILING | 2M - 3000K

LAMPING

Source	Linear LED
Total power	30W
Emission	Diffused
Switching	according to driver
Tension	24VDC
Color temperature	3000K
Luminous flux	1720lm
Initial luminaire efficacy	57lm/W
Initial chromaticity	SDCM < 3
Typ CRI	97
Energy class	F
IP class	40
Dimensions	2,25x1,35x201mm
Materials	Anodized aluminum
Ambient temperature range	- 20°C / 35°
Performance ambient temperature	25°
Notes	compatible controls: 1-10V, DALI, DMX, Casambi; cable 0,5m; driver not included

Customization options
1-10V, DALI, DMX, Casambi, LED colour temperatures, body length

Accessories
Drivers 24VDC + DALI interface,
Net lamp weight 0,90 kg

Codes
BSLA0420G26WAA

Structure
grey

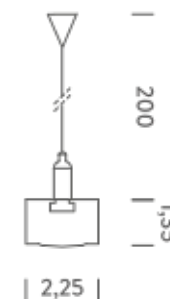
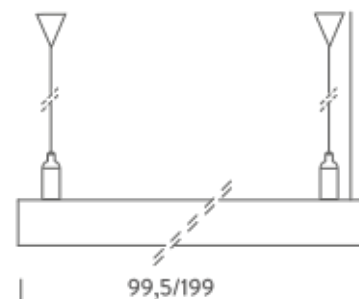
PACKAGE
Package 01
Dimension: 205x11x2,5 cm / Gross weight: 0,90 kg

Certificazioni



NEMO 3.000

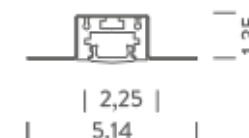
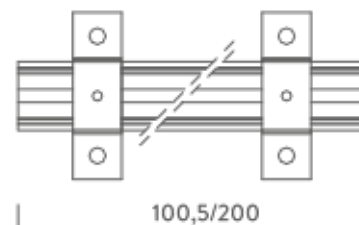
SUSPENDED



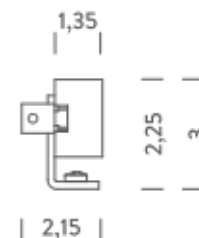
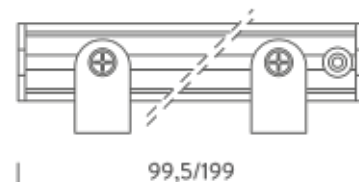
CEILING



RECESSED



WALL MOUNTED



CEILING | 2M - 4000K

LAMPING

Source	Linear LED
Total power	30W
Emission	Diffused
Switching	according to driver
Tension	24VDC
Color temperature	4000K
Luminous flux	1780lm
Initial luminaire efficacy	59lm/W
Initial chromaticity	SDCM < 3
Typ CRI	94
Energy class	E
IP class	40
Dimensions	2,25x1,35x201mm
Materials	Anodized aluminum
Ambient temperature range	- 20°C / 35°
Performance ambient temperature	25°
Notes	

Customization options
1-10V, DALI, DMX, Casambi, LED colour temperatures, body length

Accessories
Drivers 24VDC + DALI interface,
Net lamp weight
0,90 kg

Codes
BSLA0420G26NAA

PACKAGE
Package 01

Certificazioni



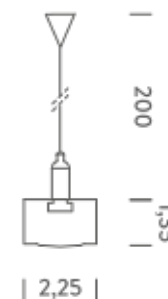
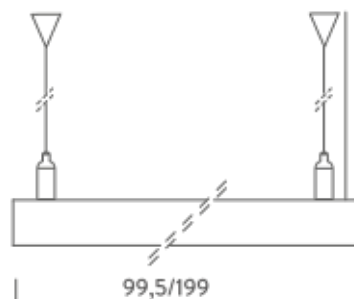
NEMO 3.000

compatible controls: 1-10V, DALI, DMX, Casambi; cable
0,5m; driver not included

Structure
grey

Dimension: 205x11x2,5 cm / Gross weight: 0,90 kg

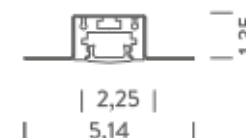
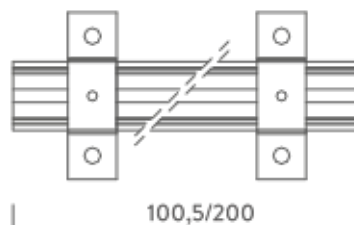
SUSPENDED



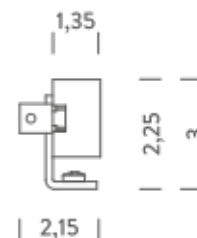
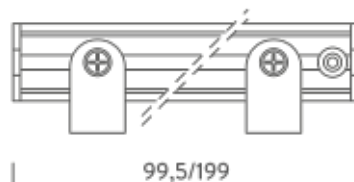
CEILING



RECESSED



WALL MOUNTED



WALL | 1M - 3000K

LAMPING

Source	Linear LED
Total power	15W
Emission	Diffused
Switching	according to driver
Tension	24VDC
Color temperature	3000K
Luminous flux	860lm
Initial luminaire efficacy	57lm/W
Initial chromaticity	SDCM < 3
Typ CRI	97
Energy class	F
IP class	40
Dimensions	2,25x2,15x99,5cm
Materials	Anodized aluminum
Ambient temperature range	- 20°C / 35°
Performance ambient temperature	25°
Notes	cable 0,5m; driver not included
Customization options	1-10V, DALI, DMX, Casambi, LED colour temperatures, body length
Accessories	Drivers 24VDC + DALI interface,
Net lamp weight	0,45 kg

Codes
BSLA4010G26WAA

Structure
grey

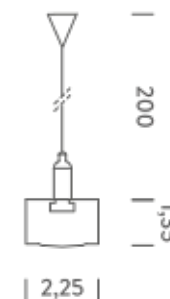
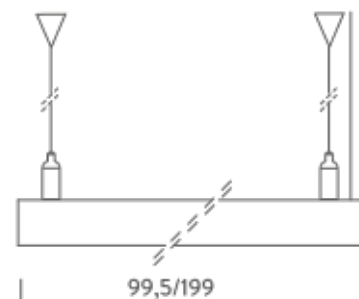
PACKAGE

Package 01
Dimension: 105x11x2,5 cm / Gross weight: 0,45 kg

Certificazioni



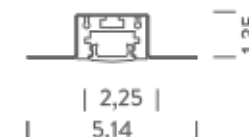
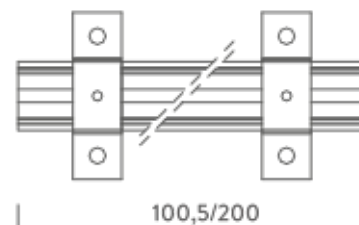
SUSPENDED



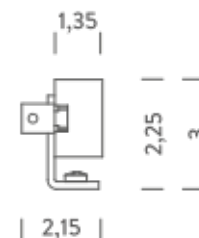
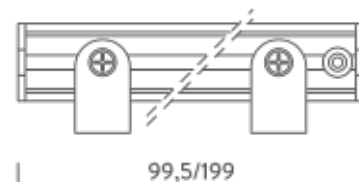
CEILING



RECESSED



WALL MOUNTED



WALL | 1M - 4000K

LAMPING

Source	Linear LED
Total power	15W
Emission	Diffused
Switching	according to driver
Tension	24VDC
Color temperature	4000K
Luminous flux	890lm
Initial luminaire efficacy	57lm/W
Initial chromaticity	SDCM < 3
Typ CRI	94
Energy class	E
IP class	40
Dimensions	2,25x2,15x99,5cm
Materials	Anodized aluminum
Ambient temperature range	- 20°C / 35°
Performance ambient temperature	25°
Notes	

Customization options
1-10V, DALI, DMX, Casambi, LED colour temperatures, body length

Accessories
Drivers 24VDC + DALI interface,
Net lamp weight
0,45 kg

Codes
BSLA4010G26NAA

PACKAGE
Package 01

Certificazioni

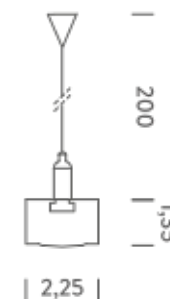
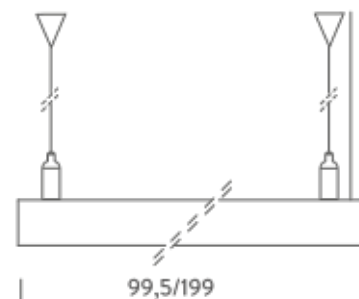


NEMO 3.000

Structure
grey

Dimension: 105x11x2,5 cm / Gross weight: 0,45 kg

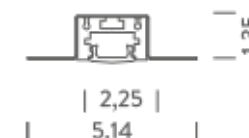
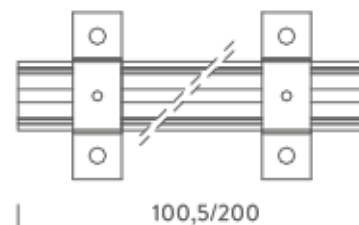
SUSPENDED



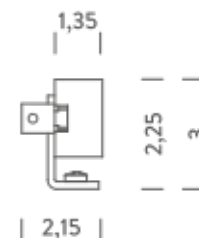
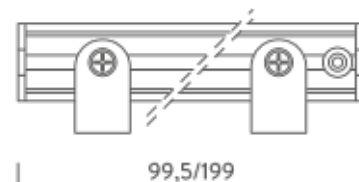
CEILING



RECESSED



WALL MOUNTED



WALL | 2M - 3000K

LAMPING

Source	Linear LED
Total power	30W
Emission	Diffused
Switching	according to driver
Tension	24VDC
Color temperature	3000K
Luminous flux	1720lm
Initial luminaire efficacy	57lm/W
Initial chromaticity	SDCM < 3
Typ CRI	97
Energy class	F
IP class	40
Dimensions	2,25x2,15x199cm
Materials	Anodized aluminum
Ambient temperature range	- 20°C / 35°
Performance ambient temperature	25°
Notes	cable 0,5m; driver not included
Customization options	1-10V, DALI, DMX, Casambi, LED colour temperatures, body length
Accessories	Drivers 24VDC + DALI interface,
Net lamp weight	0,90 kg

Codes
BSLA4020G26WAA

Structure
grey

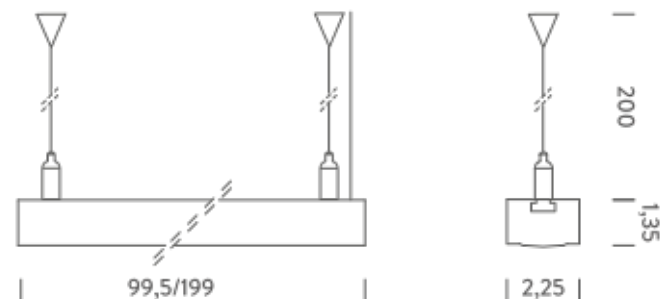
PACKAGE

Package 01 Dimension: 205x11x2,5 cm / Gross weight: 0,90 kg

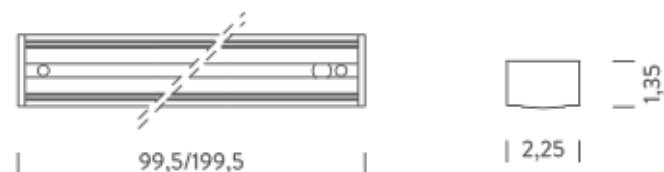
Certificazioni



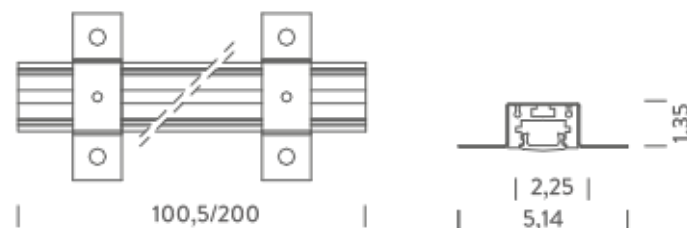
SUSPENDED



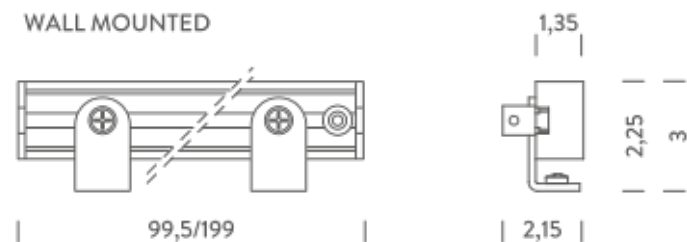
CEILING



RECESSED



WALL MOUNTED



WALL | 2M - 4000K

LAMPING

Source	Linear LED
Total power	30W
Emission	Diffused
Switching	according to driver
Tension	24VDC
Color temperature	4000K
Luminous flux	1780lm
Initial luminaire efficacy	59lm/W
Initial chromaticity	SDCM < 3
Typ CRI	94
Energy class	E
IP class	40
Dimensions	2,25x2,15x199cm
Materials	Anodized aluminum
Ambient temperature range	- 20°C / 35°
Performance ambient temperature	25°
Notes	

compatible controls: 1-10V, DALI, DMX, Casambi; cable 0,5m; driver not included

Customization options: 1-10V, DALI, DMX, Casambi, LED colour temperatures, body length

Accessories: Drivers 24VDC + DALI interface, 0,90 kg

Codes
BSLA4020G26NAA

Structure
grey

PACKAGE
Package 01

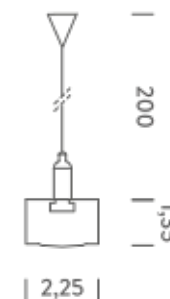
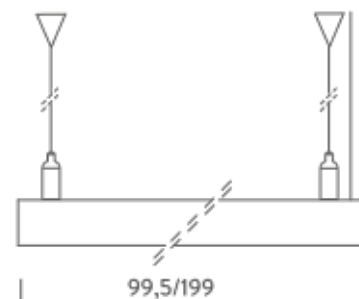
Dimension: 205x11x2,5 cm / Gross weight: 0,90 kg

Certificazioni



NEMO 3.000

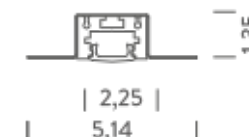
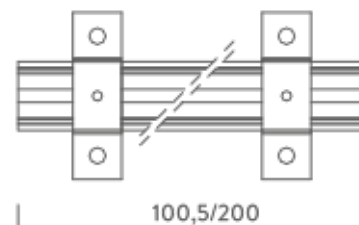
SUSPENDED



CEILING



RECESSED



WALL MOUNTED

