


# ZIRKOL ROUND

Starting from Zirkol Circle, Zirkol Round is the new semicircular shape of the collection, for general and decorative lighting. Anodised aluminium body and opal cover for homogeneous downlight and uplight emission. Available in the finishes black, white and matte gold and with LED colour temperatures of 2700K, 3000K and 4000K. Remote driver and dimmer interface included.



# Ø1M | DOWNLIGHT | 2700K

## LAMPING

Source	Linear LED
Total power	22,5W
Switching	DALI 1-100%
Tension	110/240V
Color temperature	2700K
Luminous flux	1308lm
Typ CRI	90
Notes	remote driver   RAL 9005 black   RAL 9016 white   shipped assembled

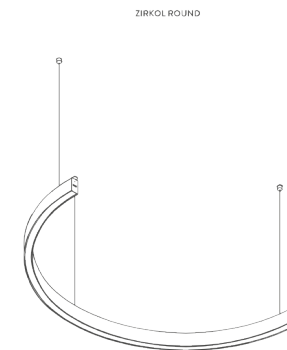
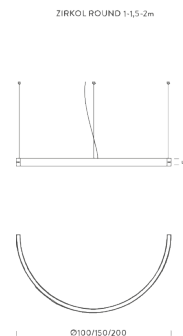
## Codes

BZRR1610G15DBO  
BZRR1610G15DNE  
BZRR1610G15DOR

## Structure

white  
black  
matte gold

## Certificazioni



# Ø1M | DOWNLIGHT | 3000K

## LAMPING

Source	Linear LED
Total power	22,5W
Switching	DALI 1-100%
Tension	110/240V
Color temperature	3000K
Luminous flux	1384lm
Typ CRI	90
Notes	remote driver   RAL 9005 black   RAL 9016 white   shipped assembled

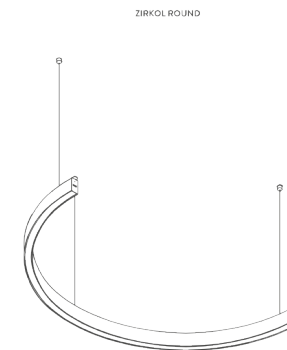
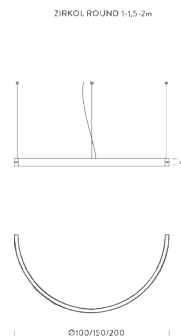
## Codes

BZRR1610G15WBO  
BZRR1610G15WNE  
BZRR1610G15WOR

## Structure

white  
black  
matte gold

## Certificazioni



# Ø1M | DOWNLIGHT | 4000K

## LAMPING

Source	Linear LED
Total power	22,5W
Switching	DALI 1-100%
Tension	110/240V
Color temperature	4000K
Luminous flux	1538lm
Typ CRI	90
Notes	remote driver   RAL 9005 black   RAL 9016 white   shipped assembled

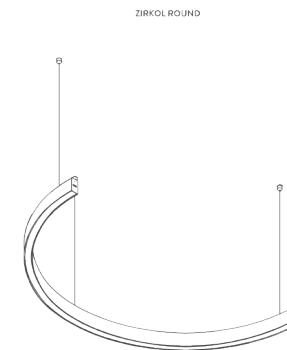
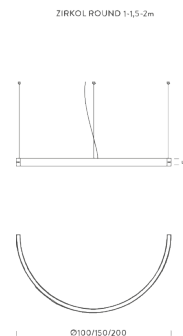
## Codes

BZRR1610G15NBO  
BZRR1610G15NNE  
BZRR1610G15NOR

## Structure

white  
black  
matte gold

## Certificazioni



# Ø1M | UP-DOWNLIGHT | 2700K

## LAMPING

Source	Linear LED
Total power	45W
Switching	DALI 1-100%
Tension	110/240V
Color temperature	2700K
Luminous flux	2615lm
Typ CRI	90
Notes	RAL 9005 black   RAL 9016 white   shipped assembled

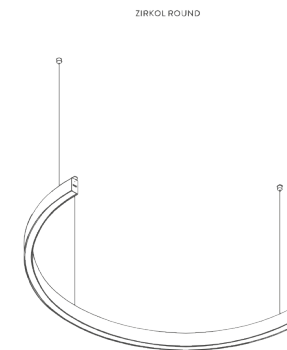
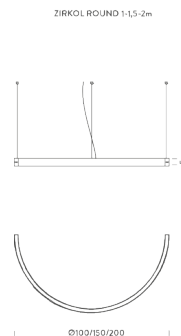
## Codes

BZRR1710G15DBO  
BZRR1710G15DNE  
BZRR1710G15DOR

## Structure

white  
black  
matte gold

## Certificazioni



# Ø1M | UP-DOWNLIGHT | 3000K

## LAMPING

Source	Linear LED
Total power	45W
Switching	DALI 1-100%
Tension	110/240V
Color temperature	3000K
Luminous flux	2769lm
Typ CRI	90
Notes	RAL 9005 black   RAL 9016 white   shipped assembled

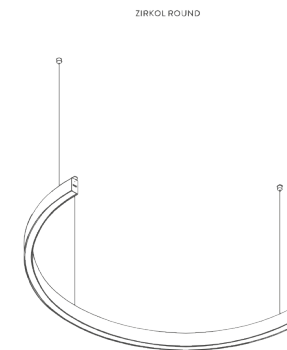
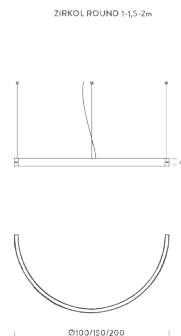
## Codes

BZRR1710G15WBO  
BZRR1710G15WNE  
BZRR1710G15WOR

## Structure

white  
black  
matte gold

## Certificazioni



# Ø1M | UP-DOWNLIGHT | 4000K

## LAMPING

Source	Linear LED
Total power	45W
Switching	DALI 1-100%
Tension	110/240V
Color temperature	4000K
Luminous flux	3077lm
Typ CRI	90
Notes	RAL 9005 black   RAL 9016 white   shipped assembled

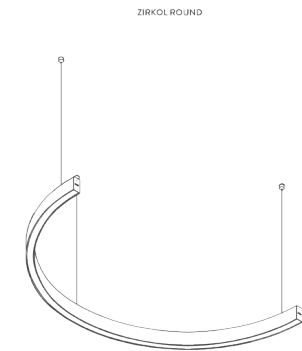
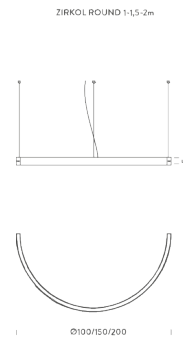
## Codes

BZRR1710G15NBO  
BZRR1710G15NNE  
BZRR1710G15NOR

## Structure

white  
black  
matte gold

## Certificazioni



# Ø1,5M | DOWNLIGHT | 2700K

## LAMPING

Source	Linear LED
Total power	34W
Switching	DALI 1-100%
Tension	110/240V
Color temperature	2700K
Luminous flux	1961lm
Typ CRI	90
Notes	RAL 9005 black   RAL 9016 white   shipped assembled

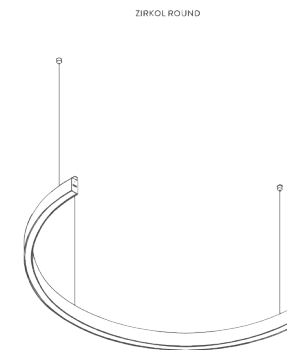
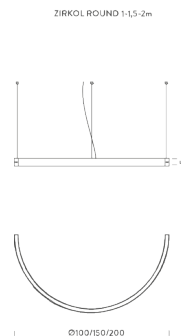
## Codes

BZRR1615G15DBO  
BZRR1615G15DNE  
BZRR1615G15DOR

## Structure

white  
black  
matte gold

## Certificazioni





# Ø1,5M | DOWNLIGHT | 3000K

## LAMPING

Source	Linear LED
Total power	34W
Switching	DALI 1-100%
Tension	110/240V
Color temperature	3000K
Luminous flux	2077lm
Typ CRI	90
Notes	RAL 9005 black   RAL 9016 white   shipped assembled

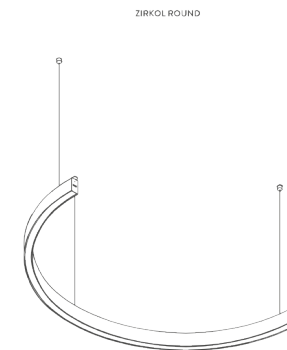
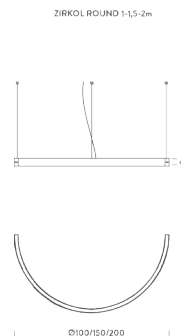
## Codes

BZRR1615G15WBO  
BZRR1615G15WNE  
BZRR1615G15WOR

## Structure

white  
black  
matte gold

## Certificazioni



# Ø1,5M | DOWNLIGHT | 4000K

## LAMPING

Source	Linear LED
Total power	34W
Switching	DALI 1-100%
Tension	110/240V
Color temperature	34W
Luminous flux	2306lm
Typ CRI	90
Notes	RAL 9005 black   RAL 9016 white   shipped assembled

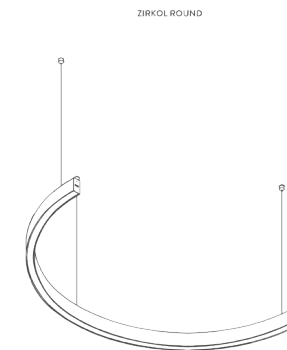
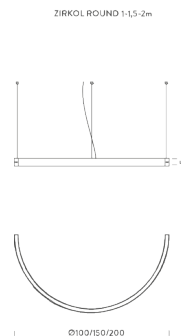
## Codes

BZRR1615G15NBO  
BZRR1615G15NNE  
BZRR1615G15NOR

## Structure

white  
black  
matte gold

## Certificazioni



# Ø1,5M | UP-DOWNLIGHT | 2700K

## LAMPING

Source	Linear
Total power	68W
Switching	DALI 1-100%
Tension	110/240V
Color temperature	2700K
Luminous flux	3923lm
Typ CRI	90
Notes	RAL 9005 black   RAL 9016 white   shipped assembled

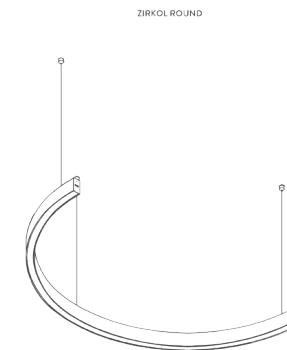
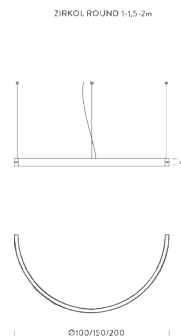
## Codes

BZRR1715G15DBO  
BZRR1715G15DNE  
BZRR1715G15DOR

## Structure

white  
black  
matte gold

## Certificazioni



# Ø1,5M | UP-DOWNLIGHT | 3000K

## LAMPING

Source	Linear LED
Total power	68W
Switching	DALI 1-100%
Tension	110/240V
Color temperature	3000K
Luminous flux	4154lm
Typ CRI	90
Notes	RAL 9005 black   RAL 9016 white   shipped assembled

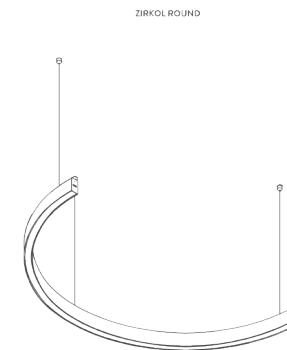
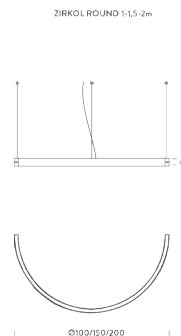
## Codes

BZRR1715G15WBO  
BZRR1715G15WNE  
BZRR1715G15WOR

## Structure

white  
black  
matte gold

## Certificazioni



# Ø1,5M | UP-DOWNLIGHT | 4000K

## LAMPING

Source	Linear LED
Total power	68W
Switching	DALI 1-100%
Tension	110/240V
Color temperature	4000K
Luminous flux	4616lm
Typ CRI	90
Notes	RAL 9005 black   RAL 9016 white   shipped assembled

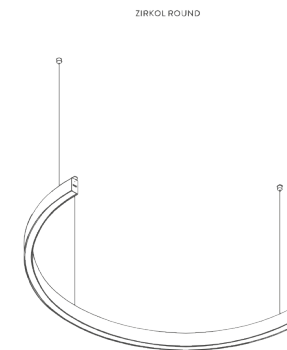
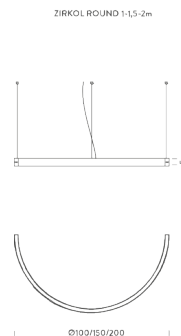
## Codes

BZRR1715G15NBO  
BZRR1715G15NNE  
BZRR1715G15NOR

## Structure

white  
black  
matte gold

## Certificazioni



# Ø2M | DOWNLIGHT | 2700K

## LAMPING

Source	Linear LED
Total power	45W
Switching	DALI 1-100%
Tension	110/240V
Color temperature	2700K
Luminous flux	2630lm
Typ CRI	90
Notes	RAL 9005 black   RAL 9016 white   shipped assembled

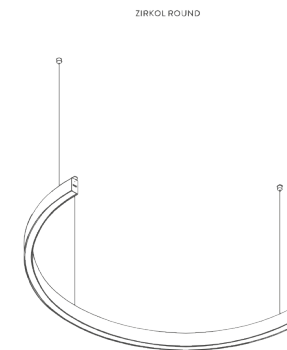
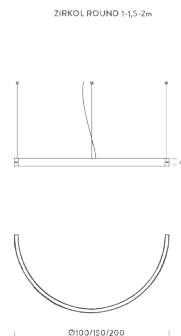
## Codes

BZRR1620G15DBO  
BZRR1620G15DNE  
BZRR1620G15DOR

## Structure

white  
black  
matte gold

## Certificazioni



# Ø2M | DOWNLIGHT | 3000K

## LAMPING

Source	Linear LED
Total power	45W
Switching	DALI 1-100%
Tension	110/240V
Color temperature	3000K
Luminous flux	2769lm
Typ CRI	90
Notes	RAL 9005 black   RAL 9016 white   shipped assembled

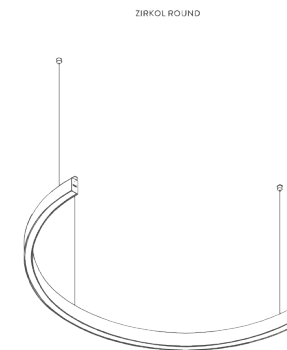
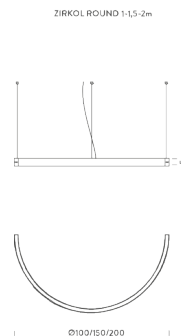
## Codes

BZRR1620G15WBO  
BZRR1620G15WNE  
BZRR1620G15WOR

## Structure

white  
black  
matte gold

## Certificazioni



# Ø2M | DOWNLIGHT | 4000K

## LAMPING

Source	Linear LED
Total power	45W
Switching	DALI 1-100%
Tension	110/240V
Color temperature	4000K
Luminous flux	3077lm
Typ CRI	90
Notes	RAL 9005 black   RAL 9016 white   shipped assembled

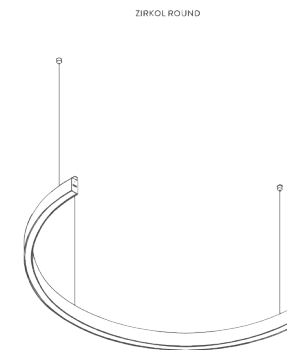
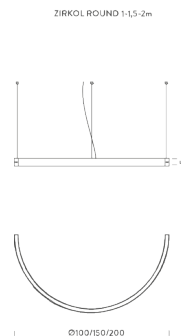
## Codes

BZRR1620G15NBO  
BZRR1620G15NNE  
BZRR1620G15NOR

## Structure

white  
black  
matte gold

## Certificazioni





# Ø2M | UP-DOWNLIGHT | 2700K

## LAMPING

Source	Linear LED
Total power	90W
Switching	DALI 1-100%
Tension	110/240V
Color temperature	2700K
Luminous flux	5250lm
Typ CRI	90
Notes	RAL 9005 black   RAL 9016 white   shipped assembled

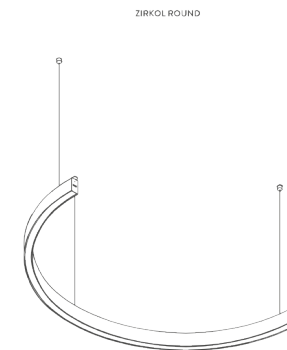
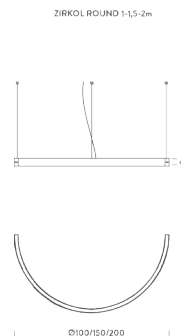
## Codes

BZRR1720G15DBO  
BZRR1720G15DNE  
BZRR1720G15DOR

## Structure

white  
black  
matte gold

## Certificazioni



# Ø2M | UP-DOWNLIGHT | 3000K

## LAMPING

Source	Linear LED
Total power	90W
Switching	DALI 1-100%
Tension	110/240V
Color temperature	3000K
Luminous flux	5539lm
Typ CRI	90
Notes	RAL 9005 black   RAL 9016 white   shipped assembled

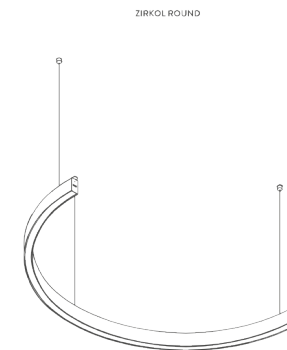
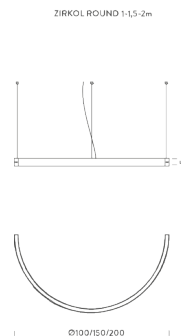
## Codes

BZRR1720G15WBO  
BZRR1720G15WNE  
BZRR1720G15WOR

## Structure

white  
black  
matte gold

## Certificazioni



# Ø2M | UP-DOWNLIGHT | 4000K

## LAMPING

Source	Linear LED
Total power	90W
Switching	DALI 1-100%
Tension	110/240V
Color temperature	4000K
Luminous flux	6154lm
Typ CRI	90
Notes	RAL 9005 black   RAL 9016 white   shipped assembled

## Codes

BZRR1720G15NBO  
BZRR1720G15NNE  
BZRR1720G15NOR

## Structure

white  
black  
matte gold

## Certificazioni

