

LUX OUTDOOR

Spot LED encastré étanche pour extérieurs et en immersion (jusqu'à 1m). Corps en laiton chromé. 1 LED à haut rendement, avec différents faisceaux optiques. Verre de protection et presse-étoupe étanche. L'installation peut se faire à l'aide du pot d'encastrement en plastique LUXCASSA1 (non inclus) ou à l'aide des ressorts en acier inclus dans le cas d'un montage dans un faux-plafond. Piétinable.



BRASS | 3000K - 11°

LAMPING

Source	LED spot
Total power	1,2W
Emission	Direct 11°
Switching	according to driver
Tension	350mA
Color temperature	3000K
Luminous flux	73lm
Initial luminaire efficacy	61lm/W
Initial chromaticity	SDCM < 3
Typ CRI	90
IP class	68
Dimensions	Ø4,4x5,6cm
Materials	Sanded chromed brass
Ambient temperature range	- 20°C / 35°
Performance ambient temperature	25°
Notes	cable 1m; recessed box LUXCASSA1 not included, driver not included
Customization options	1-10V, DALI, DMX, Casambi, LED colour temperature
Accessories	Drivers 350mA, Recessed box, Recessed box cassa 1
Net lamp weight	0,25 kg

Codes

BLUX0201F17WCS

Structure

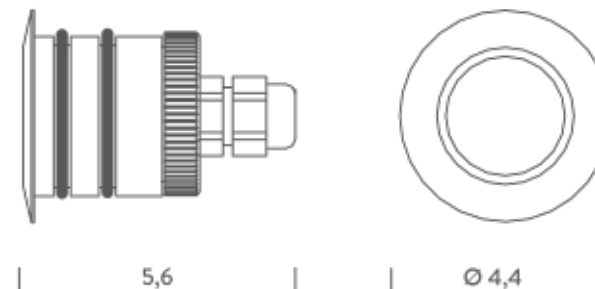
grey

PACKAGE

Package 01

Dimension: 11,5x11x8 cm / Gross weight: 0,25 kg

Certificazioni



BRASS | 3000K - 25°

LAMPING

Source	LED spot
Total power	1,2W
Emission	Direct 25°
Switching	according to driver
Tension	350mA
Color temperature	3000K
Luminous flux	68lm
Initial luminaire efficacy	57lm/W
Initial chromaticity	SDCM < 3
Typ CRI	90
IP class	68
Dimensions	Ø4,4x5,6cm
Materials	Sanded chromed brass
Ambient temperature range	- 20°C / 35°
Performance ambient temperature	25°
Notes	cable 1m; recessed box LUXCASSA1 not included, driver not included
Customization options	1-10V, DALI, DMX, Casambi, LED colour temperature
Accessories	Drivers 350mA, Recessed box, Recessed box cassa 1
Net lamp weight	0,25 kg

Codes

BLUX0201417WCS

Structure

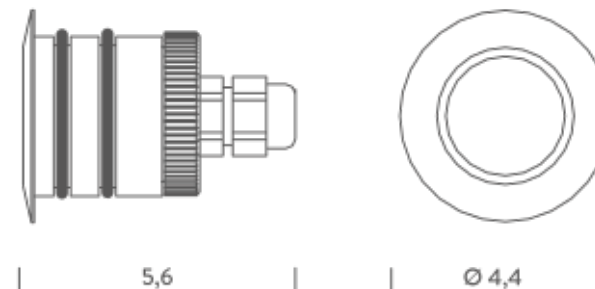
grey

PACKAGE

Package 01

Dimension: 11,5x11x8 cm / Gross weight: 0,25 kg

Certificazioni



BRASS | 3000K - 80°

LAMPING

Source	LED spot
Total power	1,2W
Emission	Direct 80°
Switching	according to driver
Tension	350mA
Color temperature	3000K
Luminous flux	50lm
Initial luminaire efficacy	42lm/W
Initial chromaticity	SDCM < 3
Typ CRI	90
IP class	68
Dimensions	Ø4,4x5,6cm
Materials	Sanded chromed brass
Ambient temperature range	- 20°C / 35°
Performance ambient temperature	25°
Notes	cable 1m; recessed box LUXCASSA1 not included, driver not included
Customization options	1-10V, DALI, DMX, Casambi, LED colour temperature
Accessories	Drivers 350mA, Recessed box, Recessed box cassa 1
Net lamp weight	0,25 kg

Codes

BLUX0201617WCS

Structure

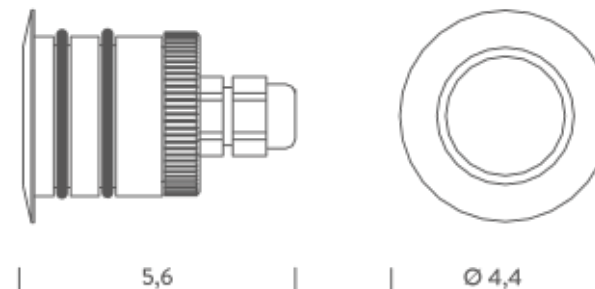
grey

PACKAGE

Package 01

Dimension: 11,5x11x8 cm / Gross weight: 0,25 kg

Certificazioni



BRASS | 5000K - 11°

LAMPING

Source	LED spot
Total power	1,2W
Emission	Direct 11°
Switching	according to driver
Tension	350mA
Color temperature	5000K
Luminous flux	100lm
Initial luminaire efficacy	83lm/W
Initial chromaticity	SDCM < 3
Typ CRI	70
IP class	68
Dimensions	Ø4,4x5,6cm
Materials	Sanded chromed brass
Ambient temperature range	- 20°C / 35°
Performance ambient temperature	25°
Notes	cable 1m; recessed box LUXCASSA1 not included, driver not included
Customization options	1-10V, DALI, DMX, Casambi, LED colour temperature
Accessories	Drivers 350mA, Recessed box, Recessed box cassa 1
Net lamp weight	0,25 kg

Codes

BLUX0201F170CS

Structure

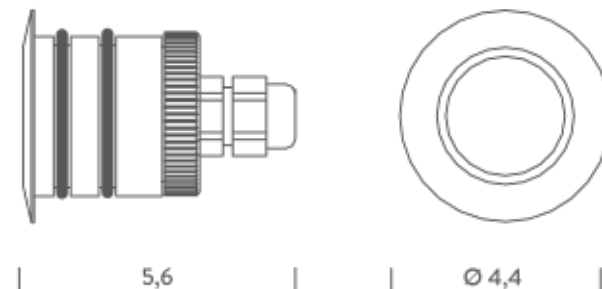
grey

PACKAGE

Package 01

Dimension: 11,5x11x8 cm / Gross weight: 0,25 kg

Certificazioni



BRASS | 5000K - 25°

LAMPING

Source	LED spot
Total power	1,2W
Emission	Direct 25°
Switching	according to driver
Tension	350mA
Color temperature	5000K
Luminous flux	75lm
Initial luminaire efficacy	62lm/W
Initial chromaticity	SDCM < 3
Typ CRI	70
IP class	68
Dimensions	Ø4,4x5,6cm
Materials	Sanded chromed brass
Ambient temperature range	- 20°C / 35°
Performance ambient temperature	25°
Notes	cable 1m; recessed box LUXCASSA1 not included, driver not included
Customization options	1-10V, DALI, DMX, Casambi, LED colour temperature
Accessories	Drivers 350mA, Recessed box, Recessed box cassa 1
Net lamp weight	0,25 kg

Codes

BLUX02014170CS

Structure

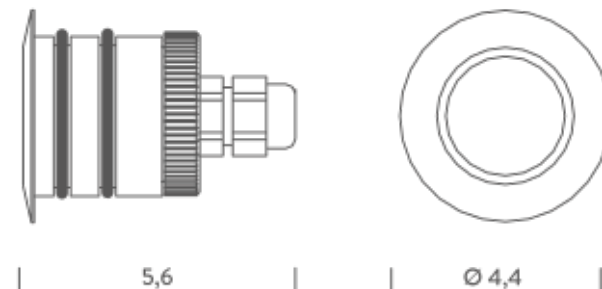
grey

PACKAGE

Package 01

Dimension: 11,5x11x8 cm / Gross weight: 0,25 kg

Certificazioni



BRASS | 5000K - 80°

LAMPING

Source	LED spot
Total power	1,2W
Emission	Direct 80°
Switching	according to driver
Tension	350mA
Color temperature	5000K
Luminous flux	55lm
Initial luminaire efficacy	46lm/W
Initial chromaticity	SDCM < 3
Typ CRI	70
IP class	68
Dimensions	Ø4,4x5,6cm
Materials	Sanded chromed brass
Ambient temperature range	- 20°C / 35°
Performance ambient temperature	25°
Notes	cable 1m; recessed box LUXCASSA1 not included, driver not included
Customization options	1-10V, DALI, DMX, Casambi, LED colour temperature
Accessories	Drivers 350mA, Recessed box, Recessed box cassa 1
Net lamp weight	0,25 kg

Codes

BLUX02016170CS

Structure

grey

PACKAGE

Package 01

Dimension: 11,5x11x8 cm / Gross weight: 0,25 kg

Certificazioni

