

# NORMA

*Mario Barbaglia*

Una luce diffusa a 360° viene emessa da un diffusore tubolare in metacrilato opalino montato su una struttura in alluminio spazzolato lucido.



# WALL 25

## LAMPING

Source	LED board
Total power	20W
Emission	diffused
Tension	110-240V
Color temperature	3000K
Luminous flux	1800lm
Typ CRI	85
IP class	20
Materials	PMMA + aluminium
Notes	horizontal and vertical mounting
Net lamp weight	1,8 kg

## Codes

NOR LLW 35

## Structure/Diffuser

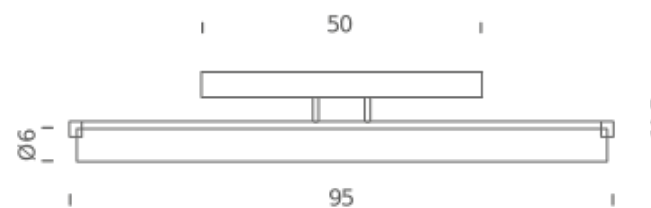
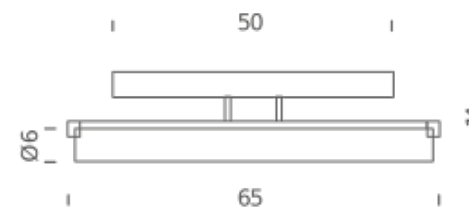
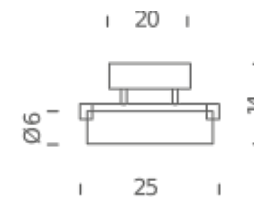
chrome/white

## PACKAGE

Package 01

Dimension: 37x36x14 cm / Gross weight: 2,5 kg

## Certificazioni



# WALL 65

## LAMPING

Source	LED board
Total power	17,5W
Emission	diffused
Switching	dimnable, DALI, push
Tension	230V
Color temperature	3000K
Luminous flux	1444lm
Typ CRI	85
IP class	20
Materials	PMMA + aluminium
Notes	horizontal and vertical mounting, also available in 120V
Net lamp weight	3 kg

## Codes

NOR LLW 32

## Structure/Diffuser

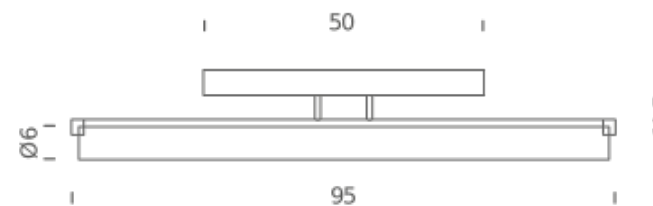
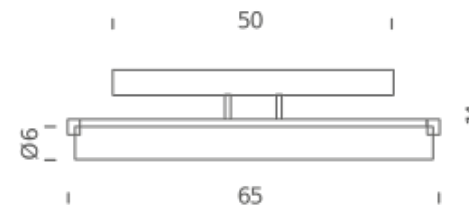
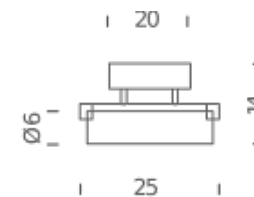
chrome/white

## PACKAGE

Package 01

Dimension: 35x75x15 cm / Gross weight: 4 kg

## Certificazioni



# WALL 95

## LAMPING

Source	LED board
Total power	27W
Emission	diffused
Switching	dimmable 1-10V, push
Tension	230V
Color temperature	3000K
Luminous flux	2400lm
Typ CRI	85
IP class	20
Materials	PMMA + aluminium
Notes	horizontal and vertical mounting, also available in 120V
Net lamp weight	5 kg

## Codes

NOR LLW 33

## Structure/Diffuser

chrome/white

## PACKAGE

Package 01

Dimension: 35x110x15 cm / Gross weight: 6 kg

## Certificazioni

