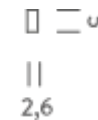


# ZIRKOL LINEAR CEILING

Zirkol L Ceiling si concretizza con profilo lineare in alluminio proposto nelle finiture black, white e matte gold. È completo di schermo opale per un'illuminazione diretta e omogenea, con temperatura colore LED di 2700K, 3000K o 4000K. Driver on-board.



## 1M CEILING | 2700K



### LAMPING

Source	linear LED
Total power	28W
Emission	diffused
Switching	ON/OFF
Tension	220/240V
Color temperature	2700K
Luminous flux	1900lm
Typ CRI	>90
Energy class	E
IP class	20
Dimensions	100x2,6x5
Materials	aluminum
Notes	1 driver Ultraslim included, ceiling attachment included   RAL 9005 black   RAL 9016 white.
Customization options	lengths   lumen output
Net lamp weight	1,2 kg

### Codes

BZRLU410G15DBO  
BZRLU410G15DNE  
BZRLU410G15DOR

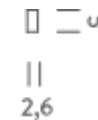
### Structure

white  
black  
matte gold

### Certificazioni



## 1M CEILING | 3000K



### LAMPING

Source	linear LED
Total power	28W
Emission	diffused
Switching	ON/OFF
Tension	220/240V
Color temperature	3000K
Luminous flux	2000lm
Typ CRI	>90
Energy class	E
IP class	20
Dimensions	100x2,6x5
Materials	aluminum
Notes	1 driver Ultraslim included, ceiling attachment included   RAL 9005 black   RAL 9016 white.
Customization options	lengths   lumen output
Net lamp weight	1,2 kg

### Codes

BZRLU410G15WBO  
BZRLU410G15WNE  
BZRLU410G15WOR

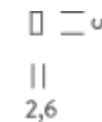

### Structure

white  
black  
matte gold

### Certificazioni



## 1M CEILING | 4000K



### LAMPING

Source	linear LED
Total power	28W
Emission	diffused
Switching	ON/OFF
Tension	220/240V
Color temperature	4000K
Luminous flux	2100lm
Typ CRI	>90
Energy class	D
IP class	20
Dimensions	100x2,6x5
Materials	aluminium
Notes	1 driver Ultraslim included, ceiling attachment included   RAL 9005 black   RAL 9016 white.
Customization options	lengths   lumen output
Net lamp weight	1,2 kg

### Codes

BZRLU410G15NBO  
BZRLU410G15NNE  
BZRLU410G15NOR

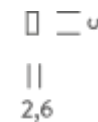

### Structure

white  
black  
matte gold

### Certificazioni



## 2M CEILING | 2700K



### LAMPING

Source	linear LED
Total power	56W
Emission	diffused
Switching	ON/OFF
Tension	220/240V
Color temperature	2700K
Luminous flux	3800lm
Typ CRI	>90
Energy class	E
IP class	20
Dimensions	200x2,6x5
Materials	aluminium
Notes	1 driver Ultraslim included, ceiling attachment included   RAL 9005 black   RAL 9016 white.
Customization options	lengths   lumen output
Net lamp weight	2,4 kg

### Codes

BZRLU420G15DBO  
BZRLU420G15DNE  
BZRLU420G15DOR

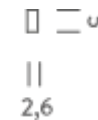
### Structure

white  
black  
matte gold

### Certificazioni



## 2M CEILING | 3000K



### LAMPING

Source	linear LED
Total power	56W
Emission	diffused
Switching	ON/OFF
Tension	220/240V
Color temperature	3000K
Luminous flux	4000lm
Typ CRI	>90
Energy class	E
IP class	20
Dimensions	200x2,6x5
Materials	aluminium
Notes	1 driver Ultraslim included, ceiling attachment included   RAL 9005 black   RAL 9016 white.
Customization options	lengths   lumen output
Net lamp weight	2,4 kg

### Codes

BZRLU420G15WBO  
BZRLU420G15WNE  
BZRLU420G15WOR

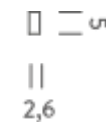
### Structure

white  
black  
matte gold

### Certificazioni



## 2M CEILING | 4000K



### LAMPING

Source	linear LED
Total power	56W
Emission	diffused
Switching	ON/OFF
Tension	220/240V
Color temperature	4000K
Luminous flux	4200lm
Typ CRI	>90
Energy class	D
IP class	20
Dimensions	200x2,6x5
Materials	aluminium
Notes	1 driver Ultraslim included, ceiling attachment included   RAL 9005 black   RAL 9016 white.
Customization options	lengths   lumen output
Net lamp weight	2,4 kg

### Codes

BZRLU420G15NBO  
BZRLU420G15NNE  
BZRLU420G15NOR

### Structure

white  
black  
matte gold

### Certificazioni

